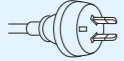


Photocatalytic Air Purifier

■ SPECIFICATIONS

Model		MC707PVM				
Regulation		C-tick Marking				
Power supply		1ϕ 220-240 V 50 Hz				
Type		Photocatalytic air purifier				
Colour		Silver				
Dimensions (H x W x D)		mm 533 x 425 x 213				
Weight		kg 8.7				
Applicable room area		m ² 48				
Mode		HH	H	M	L	LL
Running current		A 0.48	0.22	0.14	0.10	0.08
Rated power consumption		W 55	23	14	10	8
Operation sound *1		dB(A) 47	38	31	24	16
Airflow rate		m ³ /h 420	285	180	120	60
Prefilter		Polypropylen net with catechin				
Dust collecting method		Plasma ioniser (electrostatic dust collection) + Electrostatic dust collection filter				
Deodorising method		Flash streamer + Titanium apatite photocatalytic filter + Deodorising catalyst				
Bacteria filtering method		Bio-antibody filter + Flash streamer + Titanium apatite photocatalytic filter				
Safety devices		Safety switch (operation stops when the front panel opens)				
Power cord		m 2.0				
Plug shape		 O-TYPE				
Standard accessories		Operation manual, wireless remote controller, Titanium apatite photocatalytic pleated filter, Bio-antibody filter				

*1 Operation sound levels are the average of values measured at 1m away from the front, left, right and top of the unit and are determined in an anechoic chamber.

■ OPTIONS


Model	Titanium apatite photocatalytic pleated filter for replacement	KAC972A4E
	Bio-antibody filters for replacement	KAF972A4E



Exclusive acceptance
from the
National Asthma Council
Australia and the
Asthma & Respiratory
Foundation
New Zealand.

The National Asthma Council
Australia and Asthma & Respiratory
Foundation New Zealand


introduced the Sensitive Choice program to help identify products better suited for people who suffer from asthma and allergies. Daikin is the only air conditioning company authorised to display the Sensitive Choice butterfly symbol on its range of Split System Air Conditioners and its Air Purifier. Daikin Split Systems and Air Purifiers have advanced air-purifying technology that may help reduce some of the triggers that affect asthma and allergy sufferers. This technology also helps to provide a cleaner, fresher indoor environment for you and your family. This exclusive acceptance reflects the advanced technology and innovation of Daikin's Split Systems and Air Purifiers.



PCAUAP01/07/08

DAIKIN

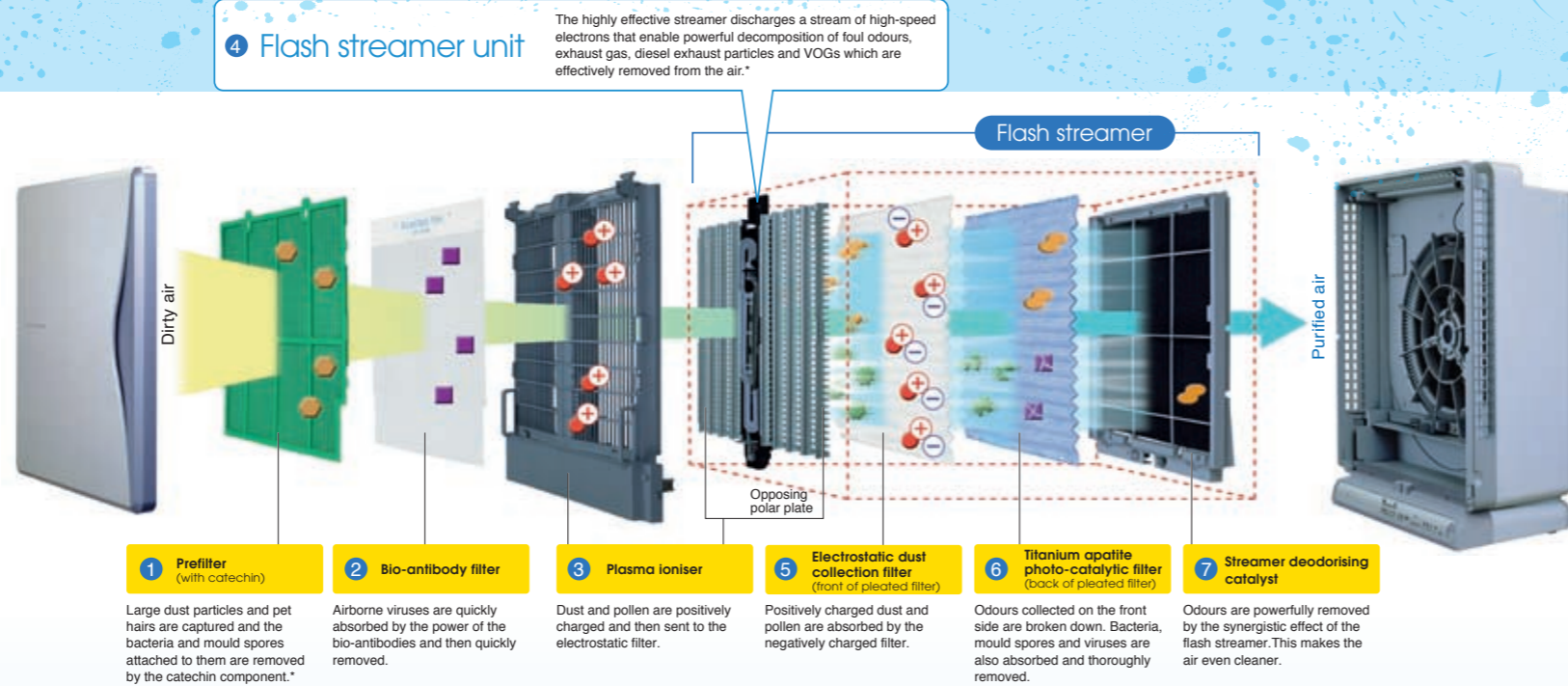
PCAUAP01



Photocatalytic Air Purifier

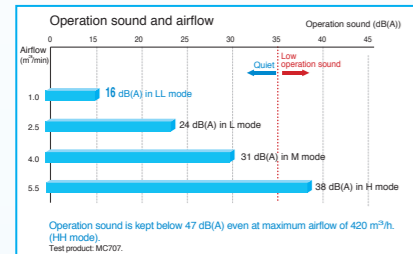


POWERFUL REMOVAL OF AIRBORNE SUBSTANCES THAT ARE TRAPPED WITH DAIKIN'S ADVANCED AIR FILTRATION TECHNOLOGY.*



REFRESHES YOUR LIVING SPACE

The Daikin Air Purifier produces air that is not only cleaner but also fresher with the negative ion generator. Positive ions attract atmosphere pollutants, particles of dust and other airborne matter. Negative ions which are abundant in places such as forests and near waterfalls cancel the effects of positive ions and clean the air.



QUIET OPERATION

Quiet operation is achieved by Daikin's innovative shroud fan and low-pressure-loss filter.

SUBSTANCES REMOVED

- Pollen
- Mites
- Mould spores
- Cat and dog hair
- Formaldehyde
- Chloroform
- Diesel exhaust particles (DEP)
- Bacteria and viruses
- NOx
- Household odours*

*Not all harmful substances and odours such as carbon monoxides are removed. This product is not intended for medical treatment.

PORTABLE

The compact air purifier with easy-to-carry handle, allows for easy lifting. It is great for moving the air purifier between rooms.



EASY CLEANING AND MAINTENANCE

The wipe clean flat panel makes it easy to clean.



FILTERS

The Daikin Air Purifier comes with seven pleated filters. Each filter can be used for up to one year depending on how the unit is used and where the unit is located. The replacement period will be shorter if the unit is used in a location where the air is very dirty.



Control the numerous features with the easy-to-use remote controller.



Anti-tamper lock

Set the anti-tamper lock with the remote controller to prevent small children from mishandling the air purifier.

Automatic operation

Airflow is adjusted to the level of dirt in the air. When the air is cleaner, energy-saving mode cuts in. This avoids electricity wastage. By minimizing stand-by power, greater energy efficiency is achieved.

TURBO mode

This convenient mode provides high-power operation. Use it when you first come home or when you need quick removal of pollutants.

Off timer

The remote controller can be set to turn the unit off after one, two or four hours.

Four step fan speed

Fan speed can be adjusted in four steps from LL to H mode.

Pollen mode

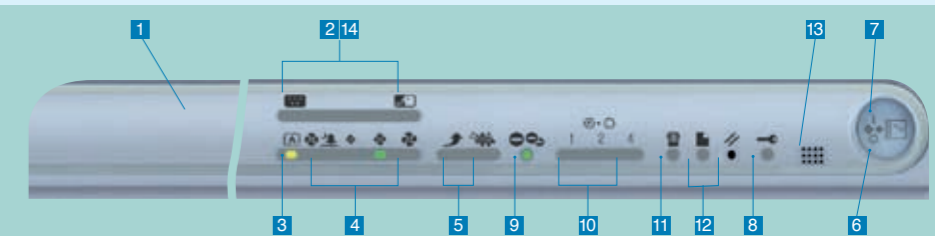
By creating a gentle turbulence in the room air, pollen is caught before it lands on the floor.

Negative ion mode

Turning on the 'RELAX' switch is all it takes to generate negative ions. The large airflow freshens the air.

Display adjustment

The brightness of lamps on the indicator panel can be adjusted to one of three levels.



1 Air intake for dust sensor

Air enters here so that the dust sensor can detect how much dirt there is.

2 Dust sensor lamps

The amount of dust detected in the air is indicated by these lamps.

3 Auto airflow lamp (yellow)

Illuminates during automatic operation. One of the airflow lamps will also illuminate.

4 Airflow lamps (green)

The lamp for the airflow setting illuminates.

5 Turbo and pollen mode lamps (green)

This receives signals from the remote controller.

6 Receiver

The operation mode switches each time this button is pressed.

7 Mode switch and stop button

The amount of odour detected in the air is indicated by these lamps.

8 Anti-tamper lock lamp (orange)

9 Negative ion lamp (green)

Illuminates during negative ion mode.

10 Off timer setting lamp (yellow)

The lamp for the off time setting illuminates.

- After setting, the lamp that indicates the remaining time will illuminate as time passes.

11 Clean indicator (red)

This tells you by flashing, when it is time to clean the plasma ioniser.

12 Filter replacement indicator and reset switch (red)

Illuminates when it is time to replace the pleated photocatalyst filter. If more time passes it will start flashing.

- Please press the reset switch after replacing the filter.

13 Air intake for odour sensor

Air enters here so that the dust sensor can detect how much odour there is.

14 Odour sensor lamps

The amount of odour detected in the air is indicated by these lamps.