



PCDAU0202Q



## DUCTED AIR CONDITIONERS



*Daikin. Making your  
house a home.*



# HAPPINESS BEGINS WITH A DAIKIN

When the temperature's right inside your home or workplace, you feel more comfortable.

On a really hot day, you may feel cranky and irritable. While a cold day can leave us feeling dull and gloomy. A stable temperature can make sure you feel more comfortable in your environment.

That's why it's so important to ensure you get the best quality air conditioning for your home.

As a world leader in air conditioning and one of the largest manufacturers of air conditioners in Japan, Daikin can be trusted to keep your climate at a comfortable temperature. After all, air conditioning is Daikin's main focus.

With operations around the globe, Daikin has invested billions of dollars in research and development to produce air conditioning products that are energy efficient, quiet, simple to use, and reliable.

A Daikin Air Conditioner is an investment that will deliver significant benefits to you and your family's environment. You'll find over 400 Daikin Specialist Dealers right across Australia and New Zealand so there's sure to be one right near you.



*Happiness starts at home.*

\* NOTE FOR QUEENSLAND CUSTOMERS : Due to amendments to Queensland development code, Mandatory Part 4.1 – Sustainable Buildings; at the time of printing, certain models marked within this brochure may not be available for sale to Queensland customers. For confirmation of model availability or alternatives, please contact your Daikin Specialist Dealer.

## DAIKIN DUCTED SYSTEM RANGE

### CONTENTS

|                           |       |
|---------------------------|-------|
| Daikin Difference         | 2–3   |
| Daikin i-text             | 3     |
| Inverter Technology       | 4–5   |
| Inverter Models           | 6–11  |
| Fixed Speed Ducted Models | 12–13 |
| Hybrid Ducted Models      | 14–15 |
| Ducted Zone Controller    | 16–17 |
| Daikin Solutions          | 18–19 |

|             |         | 2.5kW               | 3.5kW               | 5.0kW               | 6.0kW               | 7.1kW                 | 10.0kW                 | 12.5kW                 | 16.0kW                 | 18.0kW                | 20.0kW                 | 25.0kW                 |
|-------------|---------|---------------------|---------------------|---------------------|---------------------|-----------------------|------------------------|------------------------|------------------------|-----------------------|------------------------|------------------------|
| INVERTER    | 1 PHASE | FDX525C<br>(Page 7) | FDX535C<br>(Page 7) | FDX550C<br>(Page 7) | FDX560C<br>(Page 7) |                       |                        |                        |                        |                       |                        |                        |
|             | 3 PHASE |                     |                     | FDYQ50D<br>(Page 9) | FDYQ60D<br>(Page 9) | FDYQ71F<br>(Page 9)   | FDYQ100K<br>(Page 9)   | FDYQ125K<br>(Page 9)   | FDYQ160K<br>(Page 9)   |                       |                        |                        |
| FIXED SPEED | 1 PHASE |                     |                     |                     |                     |                       | FDYQ100K<br>(Page 11)  | FDYQ125K<br>(Page 11)  | FDYQ160K<br>(Page 11)  | FDYQ180M<br>(Page 11) | FDYQ200P<br>(Page 11)  | FDYQ250M<br>(Page 11)  |
|             | 3 PHASE |                     |                     |                     |                     | FDYQN71F<br>(Page 13) | FDYQN100K<br>(Page 13) | FDYQN125K<br>(Page 13) | FDYQN160K<br>(Page 13) |                       |                        |                        |
| HYBRID      | 1 PHASE |                     |                     |                     |                     |                       |                        |                        |                        |                       |                        |                        |
|             | 3 PHASE |                     |                     |                     |                     |                       |                        |                        |                        |                       | FDYQN200P<br>(Page 15) | FDYQN250K<br>(Page 15) |

### MINIMUM ENERGY PERFORMANCE STANDARD

From the 1st of October 2001, ducted and non ducted air conditioners of the vapour compression type with a cooling capacity of up to 65kW, manufactured in or imported into Australia and New Zealand, are required to comply with the Minimum Energy Performance Standard (MEPS) limits. These requirements are set out in Australian and New Zealand Standard 3823.2-2001.

Since then MEPS levels have progressively increased and on the 1st of October 2007, increased MEPS levels came into force.

Today, developed countries like Australia are turning to MEPS to increase the overall efficiency of air conditioners in the marketplace.

Daikin is committed to providing air conditioning solutions that are energy efficient, quiet, simple to use and reliable, ensuring our units not only meet MEPS requirements but in most cases exceed the minimum requirements.



### DAIKIN'S ONGOING SUPPORT

Daikin's comprehensive 5 year parts and labour warranty applies to all Ducted products in this brochure purchased and installed in Australia or New Zealand.

In the unlikely event of unit malfunction, Daikin has an established service department, including an in house call centre, spare parts division and technical support centre for technical enquiries, ensuring prompt after sales support for all our customers.

Daikin also offers in depth training to its dealers and installers, allowing them to also provide extra sales support to consumers.



### DAIKIN'S ZONE CONTROLLER

The Daikin Zone Controller provides total climate control for your home, allowing you to deliver comfort to different areas of your home. For more information, please refer to page 16 of this brochure.



### DAIKIN i-text

#### Control your air conditioner from your mobile phone wherever you are.\*

Be in control wherever you go. Come home to a perfectly comfortable temperature simply by using your mobile phone. i-text is the latest advance in Daikin technology that allows you to switch your air conditioning "on" or "off", select your ideal temperature, or check current settings, all via text message. For peace of mind it texts you back to confirm your instructions have been carried out.

Daikin i-text can be easily and quickly installed to new and most existing ducted air conditioning systems by your Daikin Specialist.



#### Keeping an eye on your air conditioner from a distance

Keep an eye on your Daikin's settings while you're out and about. This is especially convenient if there is someone in your house who is unsure how to operate your Daikin or if you've forgotten whether you've left it on or off.

#### Arriving home to a comfortable temperature

Whether it's summer or winter, you can always walk into your home and know the temperature will be just as you want it. Send a text message from your mobile and your Daikin Ducted system will respond instantly.

#### Instant notification if anything goes wrong\*

In the unlikely event of a malfunction occurring while you're out, a message will be sent to your mobile displaying an error code. This will allow you to have the problem diagnosed and rectified much quicker.

\*Subject to GSM coverage. Sim Card required.

## THE FINAL WORD ON I

*Lie back  
and relax.*



A Daikin Ducted System can provide total air conditioned comfort throughout your new or existing home.

The indoor unit is usually located in the ceiling or under the floor, with flexible ductwork distributing conditioned air through vents located in chosen areas throughout the house, and the compressor is installed outside the home.

A Daikin Ducted Air Conditioning System gives you the flexibility of operation in two or more areas in your home. This means you can run it in the living areas during the day and in the bedrooms at night. Providing ultimate comfort for you and your family.

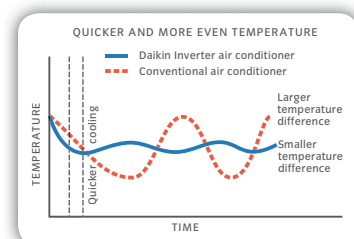


### DAIKIN'S INVERTER DIFFERENCE

Daikin Inverter Air Conditioners are more powerful yet they are also more **energy efficient** than conventional, non-inverter models. Conventional air conditioners operate at a fixed speed, delivering a fixed amount of cooling and heating. While trying to maintain a set temperature they operate on a 'stop/start' principle.

A Daikin Inverter has a more advanced technology that operates differently. It works like the accelerator of a car, gently increasing or decreasing power.

It reaches the desired temperature quicker and steadily maintains it without wild fluctuations. That means uninterrupted comfort and significant energy savings.





# INVERTER TECHNOLOGY

## AWARDED ENERGY SAVINGS

Daikin Inverter Air Conditioners are extra efficient and use considerably less energy than non-inverter, conventional units. Daikin's advanced technology is incorporated into a number of the inverter ducted's components resulting in significantly lower energy costs.

Daikin received the Japanese Electric Science and Promotion Prize for its innovative design. More powerful neodymium magnets in the **Reluctance DC Compressor** help generate more power using less energy. Outstanding energy savings are achieved, particularly when operating in the lower speed zone.

RELUCTANCE DC MOTOR



NEODYMIUM MAGNET      FERRITE MAGNET



## ENERGY SAVING DESIGN

Daikin's advanced compressor designs achieve further energy savings in both the **Swing Compressor** (71 class) and the latest **Scroll Compressor** (100-160 class). The Swing Compressor reduces friction and leakage of refrigerant, while the Daikin Scroll Compressor has been redesigned to provide even greater efficiencies than conventional scroll compressors.

SWING COMPRESSOR



Optimum efficiency is achieved with Daikin's **Cross Pass Heat Exchanger** that divides the refrigerant flow into two circuits. The coil structure together with the properties of the R410A refrigerant are improved and the heat transfer efficiency enhanced.

## SOUND EFFICIENT

The Daikin Inverter Outdoor Ducted units benefit from significant advances in technology making quieter operation possible. **DC Sine-Wave Inverter** smoothes the motor rotation resulting in a definite reduction in noise, and much greater **energy efficiency**.

**Hybrid Aerofoil Fan. High-Flared Bell Mouth. Super Aero Grille.** A recently designed fan, with an improved air flow analysis technique developed by NASA, plus other advanced features, provides smoother and quieter air flow while at the same time offering a greater reduction in power consumption.


In **Night Quiet** mode, the speed of the outdoor fan and compressor can be timer operated or automatically reduced when the unit deduces that it is night time. This provides quieter night time operation.

## ADVANCED REFRIGERANT TECHNOLOGY

Daikin is the only air conditioning company in the world that manufactures refrigerants. **R410A refrigerant** provides excellent stability, low toxicity and non-combustibility. As well as offering superior energy saving.

DAIKIN'S INVERTER OUTDOOR UNITS INCORPORATE 148 JAPANESE PATENTED FEATURES

1. RELUCTANCE DC COMPRESSOR
2. DC SINE-WAVE INVERTER
3. HEAT DIVIDE TYPE HEAT EXCHANGER
4. NEW SUPER COOLING CIRCUIT
5. DC FAN MOTOR
6. COMPRESSOR LINKED FAN CONTROL
7. HYBRID AEROFOIL FAN. HIGH-FLARED BELL MOUTH. SUPER AERO GRILLE.
8. INTELLIGENT STABLE TEMPERATURE CONTROL



**R-410A**



# INVERTER BULKHEAD MODELS

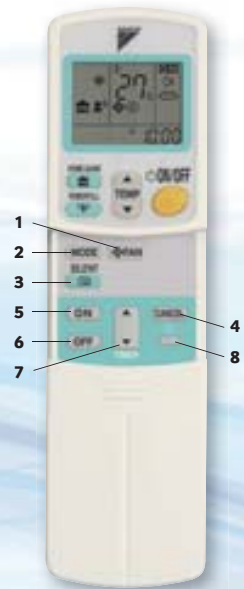
(Low external static pressure, 1 phase)

The Daikin Inverter range of FDXS units are ideal for one room or an area of your home. The low profile design of only 200mm, offers flexibility in installation and location of the indoor unit as it requires a ceiling void or bulkhead height of only 240mm.

Furthermore, installation of this series of units leaves maximum floor and wall space for location of furniture, decoration and fittings. It also allows selection of architecturally suitable air inlet and outlet grilles (field supplied) to complement the décor of the room.

## FEATURES

- **Compact Design** for flexibility in installation.
- Leaves maximum floor and wall space available for furniture, decorations and fittings.
- **Inverter Powerful** mode can be selected for quick cooling or heating.
- The **Home Leave** function is an energy saving feature which can be selected when leaving the house and the air conditioner will operate at a pre-selected temperature. Alternatively it can also be used to record your preferred (default) settings.
- Indoor unit **Quiet Mode** is useful for times when low noise or gentler cooling/heating operation is required.
- **Automatic Fan Speed** mode selects the appropriate fan speed to suit the thermostat settings and prevailing room temperature.
- **Outdoor Unit Quiet Mode** reduces the operating noise of the outdoor unit for times when low noise operation is required.
- **Hot Start** in the heating mode and after defrost, the indoor heat exchanger is warmed up to a preset temperature first before the indoor fan switches to the set fan speed. This ensures that only warm air is discharged from the air conditioning unit.
- **Swing Compressor** for efficient, quiet and durable compressor operation.
- **Reluctance DC Compressor Motor** for added efficiency and energy saving.
- **Automatic Changeover** mode allows automatic selection of cooling or heating modes to suit the thermostat settings and prevailing room temperature.
- **PAM Control** reduces energy loss ensuring powerful yet efficient operation.
- **Programme Dry** mode gives priority to reducing the level of humidity in the room rather than room temperature.
- **Indoor Unit On/Off** switch (located on the signal receiver) allows operation of the system in instances when the remote control has been misplaced or the batteries are exhausted.
- **24 Hour On/Off timer** starts and stops the air conditioner within a 24 hour period.
- **Night Set Mode** through the use of the timer off circuit, the air conditioner gradually increases the preset cooling temperature and lowers the preset heating temperature, in order to prevent a sudden change in room temperature when the unit switches off.
- **Auto Restart** mode memorises the settings on the controller before a power outage and restarts the unit in the same operating conditions when power is restored.
- **Anti Corrosion** treatment of the outdoor unit heat exchanger ensures greater resistance to salt damage and atmospheric corrosion, compared with untreated heat exchanges.
- **Self Diagnostics** allows fast and easy diagnostics by monitoring the operation of the system and displaying a malfunction code in the unlikely event of a problem developing with the system.
- **Automatic Defrosting** is carried out to minimise the amount of frost on the outdoor heat exchanger ensuring efficient and high heating performance in winter.



- 1 Select between 5 fan speeds and Indoor Unit Quiet Operation
- 2 Selects mode: automatic, cooling, heating, dry, fan-only operation
- 3 Outdoor Unit Quiet Operation
- 4 Cancels On/Off Timer
- 5 24 Hour On Timer
- 6 24 Hour Off Timer and Night Set Mode
- 7 Sets Timer
- 8 Displays Time



| INDOOR UNIT  |                    | FDXS25CVMA                     | FDXS35CVMA      | FDXS50CVMA          | FDXS60CVMA*         |
|--|--------------------|--------------------------------|-----------------|---------------------|---------------------|
| OUTDOOR UNIT   |                    | RXS25EBVMA                     | RXS35EBVMA      | RXS50JVMA           | RXS60JVMA           |
| Rated Capacity                                       | Cool (kW)          | 2.4                            | 3.4             | 5.0                 | 6.0                 |
|  | Heat (kW)          | 3.2                            | 4.0             | 5.8                 | 7.0                 |
| Capacity Range                                       | Cool (kW)          | 1.2-3.0                        | 1.2-3.8         | 1.7-5.3             | 1.7-6.5             |
|  | Heat (kW)          | 1.2-4.5                        | 1.2-5.0         | 1.7-6.0             | 1.7-8.0             |
| Power Input (Rated)                                  | Cool (kW)          | 0.69                           | 1.09            | 1.65                | 2.13                |
|  | Heat (kW)          | 0.91                           | 1.18            | 1.92                | 2.32                |
| E.E.R./C.O.P.  | C/H                | 3.48/3.52                      | 3.12/3.39       | 3.03/3.02           | 2.82/3.02           |
| Air Flow Rate (Rated)                                | l/s                | 158                            | 167             | 200                 | 266                 |
| Indoor Sound Level (@1.5m)                           | dBA                | 35                             | 35              | 37                  | 38                  |
| ESP Settings   | Pa                 | 40                             | 40              | 40                  | 40                  |
| Indoor Fan Speeds                                    |                    | 5 steps, quiet & automatic     |                 |                     |                     |
| Dimensions (H x W x D)                               | Indoor (mm)        | 200 x 900 x 620                | 200 x 900 x 620 | 200 x 900 x 620     | 200 x 1100 x 620    |
|  | Outdoor (mm)       | 550 x 765 x 285                | 550 x 765 x 285 | 735 x 825 x 300     | 735 x 825 x 300     |
| Weight   | Indoor (kg)        | 25                             | 25              | 27                  | 30                  |
|  | Outdoor (kg)       | 34                             | 34              | 48                  | 48                  |
| Power Supply   | Ø/V/Hz             | 1 phase, 220-240V, 50Hz        |                 |                     |                     |
| Compressor Type                                      |                    | Hermetically sealed swing type |                 |                     |                     |
| Refrigerant  |                    | R410A                          |                 |                     |                     |
| Refrigerant Control                                  |                    | Electronic                     |                 | Electronic          |                     |
| Refrigerant Pipe Size                                | Liq (mm)           | Ø 6.4 (Flared)                 |                 | Ø 6.4 (Flared)      |                     |
|  | Gas (mm)           | Ø 9.5 (Flared)                 |                 | Ø 12.7 (Flared)     |                     |
| Drain Pipe Size                                      |                    | VP20 (OD 26, ID 20)            |                 | VP20 (OD 26, ID 20) |                     |
| Supply Air Conn                                      | mm                 | 153 x 860 (Flange)             |                 | 153 x 860 (Flange)  | 153 x 1060 (Flange) |
| Return Air Conn                                      | mm                 | 180 x 800 (Flange)             |                 | 180 x 800 (Flange)  | 180 x 1000 (Flange) |
| Max Actual Pipe Length                               | m                  | 20                             | 20              | 30                  | 30                  |
| Max Level Difference                                 | m                  | 15                             | 15              | 20                  | 20                  |
| Pre Charged Length                                   | m                  | 10                             | 10              | 10                  | 10                  |
| Outdoor Operating Range                              | Cool (°CDB)        | 10 to 46                       | 10 to 46        | 10 to 46            | 10 to 46            |
|  | Heat (°CWB)        | -10 to 20                      | -10 to 20       | -15 to 18           | -15 to 18           |
| Outdoor Sound Level (H) @ 1 Metre from front of unit | Pressure dBA (C/H) | 47/48                          | 47/48           | 47/48               | 49/49               |
| EPA Sound Power Level                                | Outdoor (dBA)      | 63                             | 63              | 62                  | 63                  |

Due to ongoing product development, specifications are subject to change without notice.  
**For additional information on products in this table refer to notes on page 15.**  
 \*Queensland customers, please refer to page 2.



# INVERTER DUCTED MODELS

(High external static pressure, 1 phase)

## FEATURES OF NEW DAIKIN INVERTER DUCTED SYSTEMS

- Requires only single phase power supply which can lower installation costs.
- Quiet yet powerful operation.
- Hot start. In the heating mode and after defrost, the indoor heat exchanger is warmed up to a preset temperature first before the indoor fan switches to the set fan speed. This ensures that only warm air is discharged from the air conditioning unit.
- Built to exceed compliance with relevant AS/NZS standards.
- Utilise Daikin's proprietary electronic control system, for more precise control.

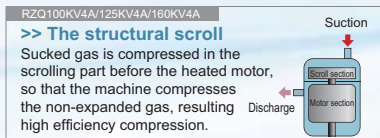
- Compact design of indoor units allows installation into limited roof spaces.
- Indoor units can be dismantled for easier installation into confined roof spaces.
- Night quiet mode reduces the sound levels of the outdoor unit for quieter operation (to be set by Daikin Specialists except FDYQ50/60).
- Certified operation down to -15°C in heating and up to 46°C in cooling.
- PE coated heat exchangers for greater protection against corrosion compared to non treated models.
- Long piping length for greater flexibility in installation (FDYQ50/60:30m) (FDYQ71:50m) (FDYQ100-160:75m).

## A COLLECTION OF CUTTING EDGE TECHNOLOGIES COMBINED TO ACHIEVE IMPROVED EFFICIENCY AND QUIETER OPERATION

### 1 Cutting edge Compressor Technology

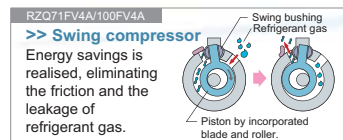
#### SCROLL COMPRESSOR

Optimum energy saving performance and quieter operation are made possible by reducing overheating losses.



#### SWING COMPRESSOR

Energy savings are made possible by eliminating leakage of refrigerant and a significant reduction in friction.



#### Powerful magnets –

Use of neodymium magnets in the motor enables efficient generation of high torque, reducing the size of the compressor.

#### NEODYMIUM MAGNET



#### Smooth sine wave DC inverter –

Use of the optimised sine wave smoothes motor rotation, further improving operating efficiency.

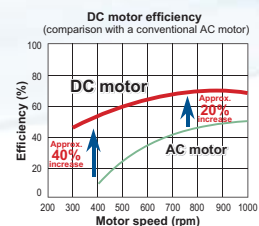
### 2 Smooth Air Inlet Bell Mouth and Aero Spiral Fan –

These two features work to significantly reduce noise. Guides are added to the bell mouth intake to reduce turbulence in the airflow generated by fan suction. The aero spiral fan features fan blades with the bent blade edges, further reducing turbulence.




### 3 DC Fan Motor –

Efficiency improved in all areas compared to conventional AC motors, especially at low speeds. (Outdoor unit)



### 4 Super Aero Grille –

Refined ventilation mechanism enables further reduction in required fan power. Resulting in greater energy savings.




1. RELUCTANCE DC SCROLL COMPRESSOR
2. SMOOTH AIR INLET BELL MOUTH AND AERO SPIRAL FAN
3. DC FAN MOTOR
4. SUPER AERO GRILLE

RZQ100KV4A RZQ125KV4A RZQ160KV4A



**INDOOR UNIT**

**R-410A**



**OUTDOOR UNIT**

**FDYQ50/60DV1**

**FDYQ71FAV1A**

**FDYQ100/125/160KAV1**



**RXS50/60JVMA**

**RZQ71KBV4A**

**RZQ100/125/160KV4A**

| INDOOR UNIT  |                    | FDYQ50DV1                      | FDYQ60DV1* | FDYQ71FAV1A        | FDYQ100KAV1                     | FDYQ125KAV1 | FDYQ160KAV1* |
|--|--------------------|--------------------------------|------------|--------------------|---------------------------------|-------------|--------------|
| OUTDOOR UNIT (One phase models)                      |                    | RXS50JVMA                      | RXS60JVMA  | RZQ71KBV4A         | RZQ100KV4A                      | RZQ125KV4A  | RZQ160KV4A   |
| Rated Capacity                                       | Cool (kW)          | 5.1                            | 6          | 7.1                | 10.0                            | 12.5        | 15.5         |
|  | Heat (kW)          | 6                              | 7          | 7.5                | 12.1                            | 14.9        | 16.3         |
| Capacity Range                                       | Cool (kW)          | 1.7-5.6                        | 1.7-7.0    | 3.2-8.0            | 5.0-11.2                        | 5.7-14.0    | 6.2-15.5     |
|  | Heat (kW)          | 1.7-7.0                        | 1.7-8.0    | 3.5-9.0            | 5.1-12.5                        | 6.0-16.0    | 6.2-18.0     |
| Power Input (Rated)                                  | Cool (kW)          | 1.52                           | 2.17       | 2.37               | 3.09                            | 4.17        | 5.74         |
|  | Heat (kW)          | 1.62                           | 2.05       | 2.64               | 3.46                            | 4.30        | 4.55         |
| E.E.R./C.O.P.  | C/H                | 3.4/3.7                        | 2.8/3.4    | 3.00/2.84          | 3.24/3.50                       | 3.00/3.47   | 2.61/3.58    |
| Air Flow Rate (@100pa)                               | l/s                | 370                            | 400        | 560                | 815                             | 900         | 1000         |
| Indoor Sound Level (@1.5m)                           | dB(A)              | 44                             | 45         |                    | 46                              | 48          | 51           |
| ESP Settings   |                    | 40-180Pa                       |            |                    | STD/Hi                          |             |              |
| Indoor Fan Speeds                                    |                    | HH/HL                          |            |                    | HI/LO                           |             |              |
| Dimensions (H x W x D)                               | Indoor (mm)        | 300 x 1015 x 851               |            | 360 x 1168 x 869   | 360 x 1478 x 899                |             |              |
|  | Outdoor (mm)       | 735 x 825 x 300                |            | 770 x 900 x 320    | 1170 x 900 x 320                |             |              |
| Weight   | Indoor (kg)        | 35                             |            | 48                 | 59                              | 65          | 66           |
|  | Outdoor (kg)       | 48                             |            | 65                 | 98                              |             |              |
| Power Supply   | Ø/V/Hz             | 1 phase, 220-240V, 50Hz        |            |                    |                                 |             |              |
| Compressor Type                                      |                    | Hermetically sealed swing type |            |                    | Hermetically sealed scroll type |             |              |
| Refrigerant  |                    | R410A                          |            |                    |                                 |             |              |
| Refrigerant Control                                  |                    | Electronic                     |            |                    |                                 |             |              |
| Refrigerant Pipe Size                                | Liq (mm)           | Ø 6.4 (Flared)                 |            |                    | Ø 9.5 (Flared)                  |             |              |
|  | Gas (mm)           | Ø 12.7 (Flared)                |            |                    | Ø 15.9 (Flared)                 |             |              |
| Drain Pipe Size                                      |                    | ID 25mm OD 32mm                |            |                    | ID 25mm, OD 32mm                |             |              |
| Supply Air Conn.                                     | mm                 | 202 x 762                      |            | 751 x 243 (Flange) | 1152 x 243 (Flange)             |             |              |
| Return Air Conn.                                     | mm                 | 1 x 400 (Oval)                 |            |                    | 2 x 400 (Oval)                  |             |              |
| Max Actual Pipe Length                               | m                  | 30                             |            | 50                 | 75                              |             |              |
| Max Level Difference                                 | m                  | 20                             |            | 30                 |                                 |             |              |
| Pre Charged Length                                   | m                  | 10                             |            | 30                 |                                 |             |              |
| Outdoor Operating Range                              | Cool (°CDB)        | 10 to 46                       |            |                    | -5 to 46                        |             |              |
|  | Heat (°CWB)        | -15 to 18                      |            |                    | -15 to 15.5                     |             |              |
| Outdoor Sound Level (H) @ 1 Metre from front of unit | Pressure dBA (C/H) | 47/48                          | 49/49      | 48/50              | 49/51                           | 50/52       | 50/52        |
|  | (dBA)              | 62                             | 63         | 66                 | 65                              | 66          | 67           |
| EPA Sound Power Level                                | (dBA)              | 62                             | 63         | 66                 | 65                              | 66          | 67           |

Due to ongoing product development, specifications are subject to change without notice.

For additional information on products in this table refer to notes on page 15.

\*Queensland customers, please refer to page 2.



# INVERTER DUCTED MODELS

(High external static pressure, 3 phase)

## FEATURES OF NEW INVERTER DUCTED SYSTEMS

- MEPS Compliant.
- Inverter compressor control for enhanced comfort levels.
- High efficiency – for greater energy savings.
- Quiet yet powerful operation.
- Instant computerised self-diagnostic system, reducing diagnostic time in the unlikely event of a breakdown.
- Options and accessories available to customise the system for individual requirements.
- Hot start. In the heating mode and after defrost, the indoor heat exchanger is warmed up to a preset temperature first before the indoor fan switches to the set fan speed. This ensures that only warm air is discharged from the air conditioning unit.
- Auto restart after power failure.

## FEATURES OF INVERTER INDOOR UNITS

- High efficiency (Hi-X) heat exchanger coils that further add to energy savings.
- Built to exceed compliance with relevant AS/NZS standards.
- Utilise Daikin's proprietary electronic control system, for more precise control. (Only applicable to FDYQ180-250 models).

- High strength galvanized steel casing.
- Design of indoor units allows for installation into limited roof space.
- Can be dismantled for easier installation in limited roof space.
- Microprocessor-controlled operation and monitoring.


## FEATURES OF INVERTER OUTDOOR UNITS

- Night Quiet Mode reduces sound levels even further; to be set by Daikin specialists. (FDYQ71-160 models require an interface card).
- Re-designed Reluctance DC Scroll Compressor offers superior energy saving, performance, and low noise operation.
- Intelligent defrost for high heat output at low winter outdoor temperatures.
- PE coated heat exchangers for greater protection against corrosion.
- Up to 150m of refrigerant piping allows flexibility of location (RZYQ7-10P) (RZQ100-160H:75m)
- DC Fan Motor – Powerful Neodymium magnets enables superior efficiencies to conventional types.

*Your perfect atmosphere.*

## INDOOR UNIT

## OUTDOOR UNIT

**R-410A**

FDYQ100/125/160KAV1

RZQ100/125/160HY4A



FDYQ180/200/250MV1

RZYQ7/8PY1

RZYQ10PUY1

| INDOOR UNIT  |                                 | FDYQ100KAV1         | FDYQ125KAV1 | FDYQ160KAV1* | FDYQ180MV1                       | FDYQ200PV1          | FDYQ250MV19        |
|--|---------------------------------|---------------------|-------------|--------------|----------------------------------|---------------------|--------------------|
| OUTDOOR UNIT (Three phase models)                    |                                 | RZQ100HY4A          | RZQ125HY4A  | RZQ160HY4A   | RZYQ7PY1                         | RZYQ8PY1            | RZYQ10PUY1         |
| Rated Capacity                                       | Cool (kW)                       | 10.0                | 12.5        | 14.5         | 18.0                             | 20.0                | 24.6               |
|  | Heat (kW)                       | 12.1                | 14.9        | 16.3         | 20.0                             | 22.4                | 28.0               |
| Capacity Range                                       | Cool (kW)                       | 5.0-11.2            | 5.7-14.0    | 6.20-15.5    | 10.8-20.0                        | 12.0-22.4           | 15.0-28.0          |
|  | Heat (kW)                       | 5.1-12.5            | 6.0-16.0    | 6.2-18.0     | 12.0-22.4                        | 13.4-25.0           | 16.8-31.5          |
| Power Input (Rated)                                  | Cool (kW)                       | 3.09                | 4.17        | 5.33         | 5.68                             | 6.47                | 8.42               |
|  | Heat (kW)                       | 3.46                | 4.30        | 4.55         | 5.63                             | 6.22                | 8.86               |
| E.E.R./C.O.P.  | C/H                             | 3.24/3.50           | 3.00/3.47   | 2.72/3.58    | 3.17/3.55                        | 3.09/3.60           | 2.92/3.16          |
| Air Flow Rate (Rated)                                | l/s                             | 815                 | 900         | 1000         | 1180                             | 1200                | 1400               |
| Indoor Sound Level (@1.5m)                           | dBA                             | 46                  | 48          | 51           |                                  |                     |                    |
| ESP Settings   | STD/HI                          |                     |             |              |                                  |                     |                    |
| Indoor Fan Speeds                                    | HI/LO                           |                     |             |              |                                  |                     |                    |
| Dimensions (H x W x D)                               | Indoor (mm)                     | 360 x 1478 x 899    |             |              | 500 x 1210 x 910                 | 500 x 1410 x 910    |                    |
|  | Outdoor (mm)                    | 1345 x 900 x 320    |             |              | 1680 x 930 x 765                 | 1680 x 930 x 765    | 1680 x 1240 x 765  |
| Weight   | Indoor (kg)                     | 59                  | 65          | 66           | 77                               | 87                  | 98                 |
|  | Outdoor (kg)                    | 108                 |             |              | 205                              |                     | 285                |
| Power Supply   | Ø/V/Hz                          | 3 phase, 415V, 50Hz |             |              |                                  |                     |                    |
| Compressor Type                                      | Hermetically sealed scroll type |                     |             |              |                                  |                     |                    |
| Refrigerant  | R410A                           |                     |             |              |                                  |                     |                    |
| Refrigerant Control                                  | Electronic                      |                     |             |              |                                  |                     |                    |
| Refrigerant Pipe Size                                | Liq (mm)                        | Ø 9.5 (Flared)      |             |              | 9.5 (Braze)                      |                     |                    |
|  | Gas (mm)                        | Ø 15.9 (Flared)     |             |              | 19.1 (Braze)                     | 22.2 (Braze)        |                    |
| Drain Pipe Size                                      | ID 25mm, OD 32mm                |                     |             |              | BSP 3/4 inch Internal Thread     |                     |                    |
| Supply Air Conn.                                     | mm                              | 1152 x 243 (Flange) |             |              | 827 x 376 (Flange)               |                     | 939 x 376 (Flange) |
| Return Air Conn.                                     | mm                              | 2 x 400 (Oval)      |             |              | 918 x 350 (Flange)               | 1118 x 350 (Flange) |                    |
| Max Actual Pipe Length                               | m                               | 75                  |             |              | 150                              |                     |                    |
| Max Level Difference                                 | m                               | 30                  |             |              | 50 (40 if outdoor unit is below) |                     |                    |
| Pre Charged Length                                   | m                               | 30                  |             |              | 0                                |                     |                    |
| Outdoor Operating Range                              | Cool (°CDB)                     | -5 to 46            |             |              | -5 to 43                         |                     |                    |
|  | Heat (°CWB)                     | -15 to 15.5         |             |              | -20 to 15.5                      |                     |                    |
| Outdoor Sound Level (H) @ 1 Metre from front of unit | Pressure dBA (C/H)              | 49/51               | 50/52       |              | 57/57                            | 57/57               | 60/60              |
| EPA Sound Power Level                                | dBA                             | 65                  | 66          | 67           | -                                | -                   | -                  |

Due to ongoing product development, specifications are subject to change without notice.

For additional information on products in this table refer to notes on page 15.

\*Queensland customers, please refer to page 2.

## FIXED SPEED DUCTED MODELS

(High external static pressure, 1 phase)

### FEATURES OF DAIKIN FIXED SPEED DUCTED SYSTEMS

- MEPS Compliant.
- Microprocessor controlled operation and monitoring.
- Instant computerised self diagnostic system, for reduced diagnostic time in the unlikely event of a breakdown.
- Hot start. In the heating mode and after defrost, the indoor heat exchanger is warmed up to a preset temperature first before the indoor fan switches to the set fan speed. This ensures that only warm air is discharged from the air conditioning unit.
- Auto restart after power failure.
- Options and accessories available to customise the system to individual requirements.
- Compressor motor gradually increases its speed on start up eliminating starting current spikes.

### FEATURES OF DAIKIN FIXED SPEED INDOOR UNITS

- High efficiency (Hi-X) heat exchanger coils that further add to energy savings.
- Built to exceed compliance with relevant AS/NZS standards.
- Utilise Daikin's proprietary electronic control system, for more precise control.
- High strength galvanized steel casing.
- Design of indoor units allows for installation into limited roof space.
- Can be dismantled for easier installation in limited roof space.

### FEATURES OF DAIKIN FIXED SPEED OUTDOOR UNITS

- Daikin's advanced compressor designs achieve further energy savings in both the **Swing Compressor** (71 class) and the latest **Scroll Compressor** (100~160 class).
- Super Aero Grill – refined ventilation mechanism enables further reduction in required fan power.
- Up to 50m of refrigerant piping allows flexibility of location.
- Certified operation down to -10°C in heating and up to 46°C in cooling.
- Smooth Air Inlet Bell Mouth and Aero Spiral Fan – these two features work to significantly reduce noise. Guides are added to the bell mouth intake to reduce turbulence in the airflow generated by fan suction. The Aero Spiral Fan further reduces turbulence resulting.



1. SCROLL COMPRESSOR
2. SMOOTH AIR INLET BELL MOUTH AND AERO SPIRAL FAN
3. SUPER AERO GRILLE

*Spread the happiness.*


## INDOOR UNIT

## OUTDOOR UNIT

**R-410A**

## FDYQN71FAV1

## RQ71FV4A



## FDYQN100/125/160KAV1

## RQ100/125/160KV4A

| INDOOR UNIT  |                    | FDYQN71FAV1                     | FDYQN100KAV1 | FDYQN125KAV1*                    | FDYQN160KAV1* |
|--|--------------------|---------------------------------|--------------|----------------------------------|---------------|
| OUTDOOR UNIT   |                    | RQ71KBV4A                       | RQ100KV4A    | RQ125KV4A                        | RQ160KV4A     |
| Rated Capacity                                       | Cool (kW)          | 7.1                             | 10.9         | 13.5                             | 15.3          |
|  | Heat (kW)          | 7.5                             | 11.8         | 14.2                             | 16.3          |
| Power Input (Rated)                                  | Cool (kW)          | 2.55                            | 3.97         | 4.8                              | 5.86          |
|  | Heat (kW)          | 2.72                            | 3.50         | 4.30                             | 4.80          |
| E.E.R./C.O.P.  | C/H                | 2.78/2.76                       | 2.75/3.37    | 2.81/3.30                        | 2.61/3.40     |
| Air Flow Rate (Rated)                                | l/s                | 560                             | 815          | 900                              | 1000          |
| Indoor Sound Level (@1.5m)                           | dBA                | 45                              | 46           | 48                               | 51            |
| ESP Settings   |                    | STD/Hi                          |              | STD/Hi                           |               |
| Indoor Fan Speeds                                    |                    | Hi/Lo                           |              | Hi/Lo                            |               |
| Dimensions (H x W x D)                               | Indoor (mm)        | 360 x 1168 x 869                |              | 360 x 1478 x 899                 |               |
|  | Outdoor (mm)       | 770 x 900 x 320                 |              | 1170 x 900 x 320                 |               |
| Weight   | Indoor (kg)        | 48                              | 59           | 64                               | 66            |
|  | Outdoor (kg)       | 65                              |              | 99                               |               |
| Power Supply   | Ø/V/Hz             | 1 phase, 220-240V, 50Hz         |              |                                  |               |
| Compressor Type                                      |                    | Hermetically Sealed, Swing Type |              | Hermetically Sealed, Scroll Type |               |
| Refrigerant  |                    | R410A                           |              | R410A                            |               |
| Refrigerant Control                                  |                    | Electronic                      |              | Electronic                       |               |
| Refrigerant Pipe Size                                | Liq (mm)           | Ø 9.5 (Flared)                  |              | Ø 9.5 (Flared)                   |               |
|  | Gas (mm)           | Ø 15.9 (Flared)                 |              | Ø 15.9 (Flared)                  |               |
| Drain Pipe Size                                      |                    | ID 25mm OD 32mm                 |              | ID 25mm x OD 32mm                |               |
| Supply Air Conn.                                     | mm                 | 751 x 243 (Flange)              |              | 1152 x 243 (Flange)              |               |
| Return Air Conn.                                     | mm                 | 1 x 400 (Oval)                  |              | 2 x 400 (Oval)                   |               |
| Max Actual Pipe Length                               | m                  | 50                              |              | 50                               |               |
| Max Level Difference                                 | m                  | 30                              |              | 30                               |               |
| Pre Charged Length                                   | m                  | 30                              |              | 30                               |               |
| Outdoor Operating Range                              | Cool (°CDB)        | -5 to 46                        |              | -5 to 46                         |               |
|  | Heat (°CWB)        | -10 to 15.5                     |              | -10 to 15.5                      |               |
| Outdoor Sound Level (H) @ 1 Metre from front of unit | Pressure dBA (C/H) | 49/51                           | 51/55        | 51/53                            | 52/54         |
| EPA Sound Power Level                                | (dBA)              | 66                              | 67           | -                                | -             |

Due to ongoing product development, specifications are subject to change without notice.

**For additional information on products in this table refer to notes on page 15.**

\*Queensland customers, please refer to page 2.

# HYBRID DUCTED MODELS

(3 phase)

Daikin's Hybrid Ducted System combines technologies from both the inverter and traditional non inverter systems.

Like a non inverter, the Hybrid Ducted System operates at its rated capacity and as the room temperature reaches the desired level, the system uses the intelligence of inverter technology to steadily maintain it without wild fluctuations.

## FEATURES OF HYBRID DUCTED SYSTEMS

- MEPS Compliant.
- High efficiency – for greater energy savings.
- Quiet yet powerful operation.
- Instant computerised self diagnostic system, reducing diagnostic time in the unlikely event of a breakdown.
- Options and accessories available to customise the system for individual requirements.
- Hot start. In the heating mode and after defrost, the indoor heat exchanger is warmed up to a preset temperature first before the indoor fan switches to the set fan speed. This ensures that only warm air is discharged from the air conditioning unit.
- Auto restart after power failure.

## FEATURES OF HYBRID INDOOR UNITS

- High efficiency (Hi-X) heat exchanger coils that further add to energy savings.
- Built to exceed compliance with relevant AS/NZS standards.
- Utilise Daikin's leading edge DIII Net Electronic control system, for more precise control.

- High strength galvanized steel casing.
- Design of indoor units allows for installation into limited roof space.
- Can be dismantled for easier installation in limited roof space.
- Microprocessor-controlled operation and monitoring.

## FEATURES OF HYBRID OUTDOOR UNITS

- Night Quiet Mode reduces sound levels even further.
- Re-designed Reluctance DC Scroll Compressor offers superior energy savings performance.
- Intelligent defrost for high heat output at low winter outdoor temperatures.
- Certified operation down to -20°C in heating and up to 43°C in cooling.
- PE coated heat exchangers for greater protection against corrosion.
- Up to 50m of refrigerant piping allows flexibility of location.
- DC Fan Motor – Powerful Neodymium magnets enables superior efficiencies to conventional types.

*Relaxed family moments.*



## INDOOR UNIT

## OUTDOOR UNIT

R-410A



FDYQN200/250KV1



RQ200KY1



RQ250KY1

## NOTES

- Rated capacity is measured in accordance with AS/NZS 3823.1.2.
- The cooling (or heating) capacities will be reduced below the rated values as the outside temperature approaches the maximum (or minimum) temperature limits.
- Outdoor sound pressure levels are determined in accordance with JIS8615.
- Outdoor sound levels are determined in an anechoic chamber and may differ once the unit is installed due to ambient conditions.
- Outdoor sound power levels are determined in accordance with EPA regulations.
- The Daikin 5 year warranty applies only to products in this brochure purchased and installed in Australia or New Zealand. It does not apply to any non Daikin components used in the installation (e.g. ducting, air outlets, zone motors etc.).
- Due to ongoing product development, specifications are subject to change without notice.

| INDOOR UNIT                                      |                    | FDYQN200PV1                  | FDYQN250KV1         |
|--|--------------------|------------------------------|---------------------|
| OUTDOOR UNIT                                     |                    | RQ200KY1                     | RQ250KY1            |
| Rated Capacity                                   | Cool (kW)          | 20.0                         | 24.0                |
|  | Heat (kW)          | 22.4                         | 26.8                |
| Power Input (Rated)                              | Cool (kW)          | 6.47                         | 8.14                |
|  | Heat (kW)          | 6.22                         | 7.95                |
| E.E.R./C.O.P.                                    | C/H                | 3.09-3.60                    | 2.95/3.37           |
| Air Flow Rate (Rated)                            | l/s                | 1200                         | 1400                |
| Indoor Sound Level (@1.5m)                       | dBA                | 51                           | 51                  |
| ESP Settings                                     |                    | STD/HI                       | STD/HI              |
| Indoor Fan Speeds                                |                    | HI/LO                        | HI/LO               |
| Dimensions (H x W x D)                           | Indoor (mm)        | 500x1410x910                 | 500 x 1410 x 910    |
|  | Outdoor (mm)       | 1680 x 930 x 765             | 1680 x 1240 x 765   |
| Weight   | Indoor (kg)        | 87                           | 98                  |
|  | Outdoor (kg)       | 205                          | 285                 |
| Power Supply                                     | Ø V/Hz             | 3 phase, 415V, 50Hz          |                     |
| Compressor Type                                  |                    | Scroll                       |                     |
| Refrigerant                                      |                    | R410A                        |                     |
| Refrigerant Control                              |                    | Electronic                   |                     |
| Refrigerant Pipe Size                            | Liq (mm)           | Ø 9.5 (Brazed)               |                     |
|  | Gas (mm)           | Ø 22.2 (Brazed)              | Ø 22.2 (Brazed)     |
| Drain Pipe Size                                  |                    | BSP 3/4 inch internal thread |                     |
| Supply Air Conn.                                 | mm                 | 827 x 376 (Flange)           | 939 x 376 (Flange)  |
| Return Air Conn.                                 | mm                 | 1118x350 (Flange)            | 1118 x 350 (Flange) |
| Max Actual Pipe Length                           | m                  | 50                           |                     |
| Max Level Difference                             | m                  | 30                           |                     |
| Pre Charged Length                               | m                  | 0                            | 0                   |
| Operating Range                                  | Cool (°CDB)        | -5 to 43                     |                     |
|  | Heat (°CWB)        | -20 to 15.5                  |                     |
| Outdoor Sound Level @ 1 Metre from front of unit | Pressure dBA (C/H) | 57                           | 60                  |



## DAIKIN'S DUCTED ZONE CONTROLLER

Using the latest Japanese technology, Daikin's Ducted Zone Controller was developed in Australia specifically for Australia & New Zealand conditions. So you can now control your Daikin Ducted Air Conditioning System to deliver ultimate comfort to different areas of your home.

Daikin's state-of-the-art Ducted Zone Controllers have innovative features to make it easy for you to enjoy the comfort of your own home even more.

There are four models to help you tailor your Daikin Ducted System exactly to your needs, providing you with the right level of comfort where and when you want it.

There is a backlit display to make it easy for you to view the controller's functions. Its advanced design gives you the flexibility to install your controller in a location of your choice. Plus the easy to read type rather than symbols makes this new controller even more user friendly.

### AN EASY CHOICE

The ability of a Daikin Ducted System to deliver ultimate comfort is maximized by your choice of controller.

There are four available so you can match one to the size and number of zones in your home with the controller that's right for your needs.

Any one of these new Daikin Ducted Controllers can put you in the zone – the ultimate comfort zone.

- BRC230Z4 for up to four zones (230 – 240 volt damper motors)
- BRC230Z8 for up to eight zones (230 – 240 volt damper motors)
- BRC24Z4 for up to 4 zones (24 volt damper motors)
- BRC24Z8 for up to 8 zones (24 volt damper motors)
- BRC5ZC – second slave controller ideal for double storey or larger homes

### EASY TO SET AND PROGRAM

The three different timer and time clock operations of the Daikin Ducted Zone Controller makes it easy for you to enjoy ultimate comfort when and where you want it.

The Countdown On-Off Timer programs your ducted system to be turned on and / or off after a pre-set number of hours. You can select this pre-set time in 1 hour increments from 1 – 12 hours. The unit starts counting down from the moment it has been set and the timer is non-repetitive.

The Simple 7-day Time Clock allows the user to program the controller to turn the Daikin Ducted System on and / or off at set times for every day of the week. Up to two on and two off programs can be set for each day to suit your lifestyle. You can link modes and set temperatures to each program.

The Comprehensive 7-Day Timer Clock does everything the simple 7-day Time Clock does and more. Zone on-off control and temperature sensor selection can also be programmed into the Time Clock giving you an even greater ability to tailor the system to suit your lifestyle.



The Filter Cleaning Reminder periodically alerts you to clean the return air filters of your system so it operates at maximum efficiency.

# CONTROLLED COMFORT AT YOUR FINGERTIPS

## EASY TO OPERATE



1. **ON/OFF** – Press this button to turn the air conditioner ON and OFF.
2. **MODE selector** – Press this button to select the AUTO/COOL/HEAT/ DRY/FAN mode.
3. **FAN setting** – Press this button to select the air flow rate.
4. **TEMPERATURE adjustment button** – Press this button to make temperature adjustments and other settings.
5. **7 DAY TIME CLOCK** – Press this button to go to the setting display for the "S. 7 Day Timer" and "M. 7 Day Timer".
6. **ON/OFF TIMER** – Press this button to set the ON TIMER and OFF TIMER.
7. **SHIFT** – Press this button to change the display at the time of making settings.
8. **ENTER** – Press this button to accept the settings that have been made.
9. **CLEAR** – Press this button to cancel settings.
10. **TEST/EXIT** – Press this button to exit programs.
11. **DAY/TIME** – Press this button to go to the clock and day setting.
12. **SELECT SENSOR** – Press this button for sensor selection.
13. **FIXING SENSOR** – Press this button to enter the sensor selection that has been made.
14. **ZONE** – Press this button to make zone settings.
15. **DISPLAY** – The present settings are displayed on the LCD.

## OPTIONAL ACCESSORIES

**BRC230Z4** for up to four zones (230 – 240 volt damper motors)

**BRC230Z8** for up to eight zones (230 – 240 volt damper motors)

**BRC24Z4** for up to 4 zones (24 volt damper motors)

**BRC24Z8** for up to 8 zones (24 volt damper motors)

**BRC5ZC** – second slave controller ideal for double storey or larger homes

**BRC1E61** – full function LCD wired remote controller  
Programmable 7-day timeclock with temperature set-back control

**BRC2A51** – simple LCD wired remote controller

**BRC4C62** – infra-red wireless remote controller kit

**AKRCSO1-1** – room mounted remote temperature sensor

**KRP1B5X** – adaptor PCB for field supplied electric booster heater and outside air fan interlock

**KRP4A51** – adaptor PCB for external control (e.g. timelock, BMS)

**DCS302CA61** – centralised controller for up to 64 groups

**DST301BA61** – programmable Schedule Timer

**DTA102A52** – interface PCB for central control

**KKPJ5F180** – drain plug connection for outdoor units (RZQ71F, RZQ4P, R(Z)Q100/125/160K)

**KKP937A4** – drain plug connection for outdoor units, (RXS50F, RXS60F)

**KHBK** – indoor unit hanging kit (for suspending from rafters or slabs) for FDYQ(N)71-160

**KRP58M51** – demand adaptor

**DASMS05** – Daikin i-text

**KWC26C280** – drain plug kit to suit RZYQ8

**KWC26C450** – drain plug kit to suit RZQ10

# SUPERIOR TECHNOLOGY IN AIR CONDITIONING SOLUTIONS

Daikin's comprehensive range of domestic and commercial air conditioners provides superior comfort and efficiency to any sized building or space.

From a small apartment to a multi-storey building, Daikin has the air conditioning solution.

Research and development in the areas of mechanics, electronics and chemicals, enables Daikin to select components that will work seamlessly together, giving you an air conditioning system of the highest quality and reliability.

Daikin's state-of-the-art management control and monitoring systems provide added energy efficiency, improved maintenance and cost reduction for any commercial air conditioning installation. Most Daikin units can be incorporated into these management control systems.



## SPLIT SYSTEM

A Daikin Split System will air condition one room or an area of your home. Discreet wall-mounted models, compact floor consoles and versatile floor and ceiling units are all part of the Daikin range.

Split systems are available in Cooling Only and Heating & Cooling, plus you can choose from inverter and fixed speed.



## SUPER MULTI-SPLIT SYSTEMS

A Daikin Multi-Split System can air condition up to nine rooms using only one outdoor unit. Multi-Split Systems are ideal for situations where there is limited space for outdoor units or insufficient ceiling space for ducting. A Daikin Multi-Split System allows individual control of the air conditioning in each room, optimising comfort levels and offering savings on running costs, as wastage is eliminated by only air conditioning rooms as you need to.





## SKYAIR

Easy installation and great flexibility makes SkyAir ideal for shops, restaurants, offices, schools, showrooms and even larger residential rooms. The SkyAir Super Inverter series can provide savings on energy costs, compared to the non-inverter equivalent models.

There is a wide selection of models available meaning SkyAir can provide the answer to any air conditioning need.



## COMMERCIAL

Daikin air conditioners are installed in thousands of commercial buildings around Australia and are the preferred choice when comfort, superior quality, flexibility and economy are key requirements.

Daikin's revolutionary VRV III (Variable Refrigerant Volume) systems are dramatically changing the way a wide range of new and existing high rise and low rise commercial buildings are air conditioned. Compared to conventional systems, VRV III reduces energy bills, lowers installation and operating costs and increases occupant comfort, VRV III heat recovery systems provide further energy savings.

Daikin also has a wide range of Ceiling-Mounted Ducted Air Conditioners, Rooftop Packaged Units and Chillers.

## THE DAIKIN AIR PURIFIER

Using the world's first Titanium Apatite Photocatalytic filter, Daikin Australia has introduced an air purifier that not only removes minute airborne particles from a room and gets rid of unpleasant odours but also adsorbs and deactivates viruses and bacteria.

The Daikin Air Purifier is powerful yet quiet and **energy efficient**. Its compact, attractive design and easy portability makes it ideal for homes, offices, waiting rooms and smaller shops and salons.

Four-directional suction allows the Air Purifier to quickly draw in dust and odours from all parts of the room and by distributing negative ions the unit gives the air a healthier and refreshing feel.



## CONTROLS

State of the art control systems compatible with Daikin's range of units deliver advanced monitoring and management and superior levels of comfort control.





### WARRANTY

The Daikin 5 year Parts and Labour Warranty applies only to products on pages 6 – 17 purchased and installed in Australia or New Zealand.



### ASSUMPTIONS

All representations made in Daikin Marketing and Promotional material are based on the assumptions that the correct equipment has been selected, appropriately sized and installed in accordance with Daikin's installation instructions and standard industry practices.

### ENVIRONMENT QUALIFICATIONS

Daikin Industries Limited has received ISO 14001 Environmental Certification for the Daikin production facilities listed below. ISO 14001 is an international standard specifying requirement for an environmental management system, enabling an organisation to formulate policy and objectives, taking into account legislative requirements and information about significant environmental impacts. It applies to those environmental aspects within the organisation's control and over which it can be expected to have an influence.

The certification relates only to the environmental management system and does not constitute any endorsement of the products shipped from the facility by the International Organisation for Standardisation.

**Head Office / Tokyo Office** Certificate number: EC02J0355

**Shiga Plant (Japan)** Certificate number: EC99J2044

**Sakai Plant (Japan)** Certificate number: JQA-E-80009

**Daikin Industries Ltd (Thailand)** Certificate number: JQA-E-90108

**Yodogawa Plant (Japan)** Certificate number: EC99J2057

### QUALITY QUALIFICATIONS

Daikin Industries Limited is the first air conditioning equipment manufacturer in Japan to receive ISO 9001 certification.

All Daikin manufacturing facilities have been certified to ISO 9001 Quality Management System requirements. ISO 9000 Series Certificate is awarded

to suppliers fulfilling the requirements of ISO standards. ISO 9001 is a certificate for quality assurance concerning 'design, development, manufacturing, installation and related service' of products manufactured at that factory.



The ARClick logo identifies businesses with a Refrigerant Trading Authorisation and technicians with a Refrigerant Handling Licence.



**Residential Air Conditioning Manufacturing Div. (ISO 9001)**  
JQA-0486 May 2, 1994 (Shiga Plant)

**Commercial Air Conditioning and Refrigeration Manufacturing Div. (ISO 9001)**  
JM10107 December 28, 1992 (Kanaoka Factory and Rinkai Factory at Sakai Plant)

**Industrial System and Chiller Products Manufacturing Div. (ISO 9001)**  
JQA-0495 May 16, 1994 (Yodogawa Plant and Kanaoka Factory and Kishiwada Factory)

**Daikin Europe N.V. (ISO 9001)**  
Lloyd 928589.1 June 2, 1993

**Daikin Industries (Thailand) Ltd. (ISO 9001)**  
JQA-1452 September 13, 2002 (ISO 9001)

**Daikin Australia Pty Limited (ISO 9001)**  
QEC 23256 May 31, 2006  
Sydney, Brisbane, Adelaide, Melbourne, Newcastle, Townsville, Perth  
CEM 20437 October 27, 2006  
Sydney, Brisbane

## That's the Daikin difference

Daikin Australia Pty Limited ABN 62 000 172 967

Email [sales@daikin.com.au](mailto:sales@daikin.com.au)

Visit our website at [www.daikin.com.au](http://www.daikin.com.au) or [www.daikin.co.nz](http://www.daikin.co.nz)  
For your nearest **Daikin Dealer** call 1300 368 300 (Australia only)  
or 1300 DAIKIN (Australia only) 0800 324 546 (New Zealand)

Dealer:

**Locations:** Sydney, Brisbane, Adelaide, Melbourne, Darwin, Newcastle, Townsville, Perth, Tasmania, Auckland

The specifications, designs and information in this brochure are subject to change without notice. Unit colours shown are as close as possible to actual unit colours. Colours depicted in this brochure may vary slightly.